

DESCRIPTION: 34/14 CABLE 80C 30V

CUSTOMER: ELIMEC

CUSTOMER P/N: TBD

NWI P/N: FCAB3414-002

DRAWN BY: DP LANGER

UNITS: IN

SCALE: 32:1


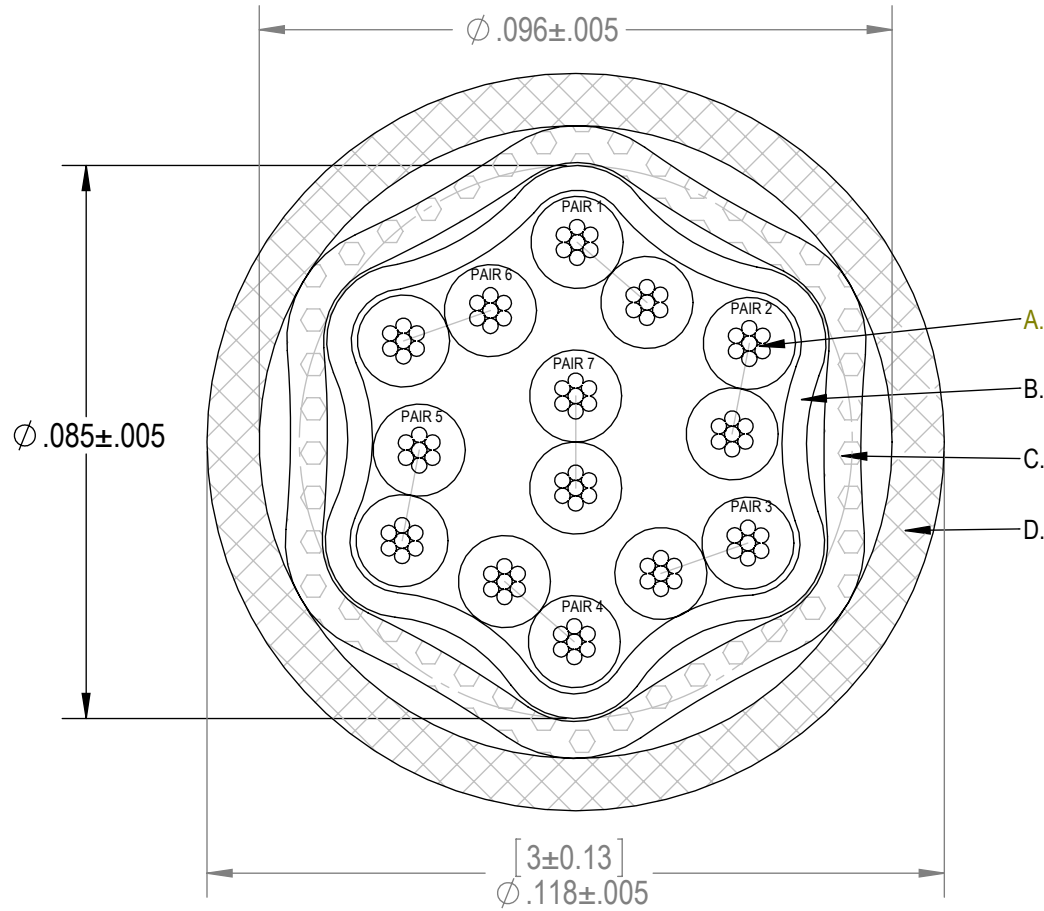
DWG NO: 49737-2

DATE: 4/10/2014

REV: A

ITEM	SPECIFICATIONS
A.	UNSHIELDED TWISTED PAIRS
B.	PTFE TAPE WRAP 20% MIN. OVERLAP 100% COVERAGE
C.	90% MIN. TC BRAID SHIELD 42 GAUGE SINGLE ENDS
D.	9 MIL TUBED TPU JACKET 80C 30V 7 MIL MIN. BLACK POLYURETHANE JACKET NO AGENCY APPROVALS
ROHS COMPLIANT MATERIALS TO EU DIRECTIVE 2011/65/EU	

CORE DIMENSIONS FOR INTERNAL USE ONLY



ISOMETRIC VIEW FOR REFERENCE ONLY

LEGEND SPECIFICATIONS NO LEGEND ON CABLE

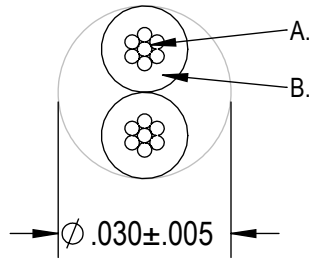


This document contains proprietary and confidential information of Northwire, Inc. (and its subsidiary) and shall not be used, disclosed or reproduced, in whole or in part, for any purpose without the prior written consent of Northwire, Inc. (and its subsidiary).

Disclaimer: The technical data that is made part of this document may be subject to the International Traffic in Arms Regulation (ITAR) and the Export Administration Regulations (EAR). Disclosure of technical data to Foreign Persons in the course of employment with U.S. contractors is considered an export and is subject to the ITAR and EAR export licensing requirements/regulations.

DESCRIPTION: 34/14 CABLE 80C 30V		UNITS: IN	SCALE: 60:1	ITEM	SUB-ASSEMBLY SPECIFICATIONS
CUSTOMER: ELIMEC	NWI P/N: FCAB3414-002	DWG NO: 49737-2		A.	34 GAUGE 7x.0025TC CONCENTRC
CUSTOMER P/N: TBD	DRAWN BY: DP LANGER	DATE: 4/10/2014	REV: A	B.	3 MIL FEP INSULATION 80C 30V 2 MIL MIN. FEP INSULATION O.D. .015 ±.001"

- PAIR 1: GREEN, GREEN/WHITE
- PAIR 2: YELLOW, YELLOW/WHITE
- PAIR 3: BLACK, BLACK/WHITE
- PAIR 4: RED, RED/WHITE
- PAIR 5: BLUE, BLUE/WHITE
- PAIR 6: ORANGE, ORANGE/WHITE
- PAIR 7: BROWN, BROWN/WHITE





This document contains proprietary and confidential information of Northwire, Inc. (and its subsidiary) and shall not be used, disclosed or reproduced, in whole or in part, for any purpose without the prior written consent of Northwire, Inc. (and its subsidiary).

Disclaimer: The technical data that is made part of this document may be subject to the International Traffic in Arms Regulation (ITAR) and the Export Administration Regulations (EAR). Disclosure of technical data to Foreign Persons in the course of employment with U.S. contractors is considered an export and is subject to the ITAR and EAR export licensing requirements/regulations.

DESCRIPTION: 34/14 CABLE 80C 30V

UNITS: IN

SCALE: 60:1

ELECTRICAL REQUIREMENTS

CUSTOMER: ELIMEC

NWI P/N: FCAB3414-002

DWG NO: 49737-2

NONE SPECIFIED

CUSTOMER P/N: TBD

DRAWN BY: DP LANGER

DATE: 4/10/2014

REV: A



MECHANICAL REQUIREMENTS

NONE SPECIFIED

REMOVE SHIELD ON MIDDLE PAIR; REMOVE OVERALL ALUMINUM FOIL SHIELD; O.D. WAS .123	B	9/2/14	DPL
ADDED NWI PART NUMBER	A	4/11/14	DPL
INITIAL RELEASE	1	4/10/14	DPL
REVISION RECORD	REV.	REV DATE	APR
REVISIONS			