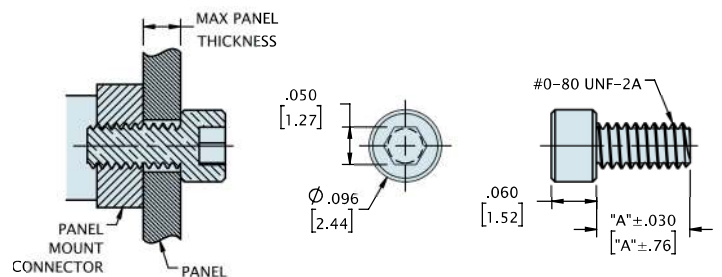
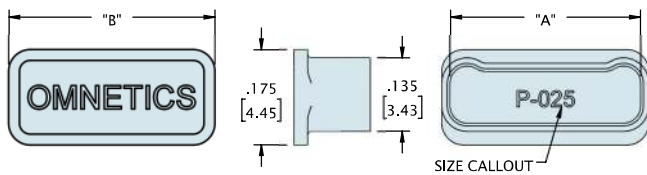


MOUNTING HARDWARE & TOOLS

Omnetics designs each of our products for maximum ease of use. Our connectors are carefully designed to offer easy handling for new installations, upgrades, and repairs using commonly available tools. We also offer U.S. standard compatible mounting hardware and tools to our customers around the world. Bi-Lobe® and MIL-DTL-32139 connectors with retention and/or mounting features, including panel mount and printed circuit board mountable versions (SMT and thru-hole), typically use a #0-80 screw. Connectors that feature retention screws come with integrated hardware. The screws are held captive within the metal connector housing and act as a positive locking mechanism to hold the mated pair of connectors together even under the most rugged operating conditions. These retention screws feature a standard hex head of .50" (1.27mm).



Please contact Omnetics or your authorized distributor to be sure you have the tools you need to work with U.S. standard hardware.



Metal dustcap available upon request

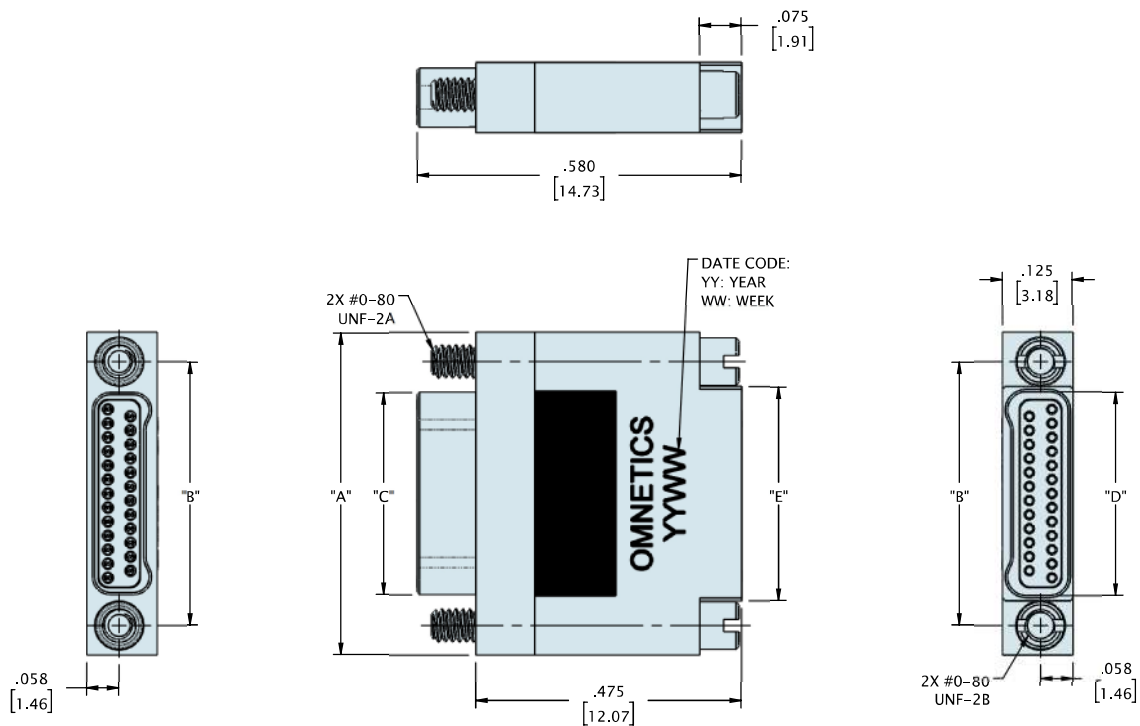
PART #	# OF CONTACTS	"A"	"B"
D6912-009	9	.150 [3.81]	.180 [4.57]
D6912-015	15	.225 [5.72]	.255 [6.48]
D6912-021	21	.300 [7.62]	.330 [8.38]
D6912-025	25	.350 [8.89]	.380 [9.65]
D6912-031	31	.425 [10.80]	.455 [11.56]
D6912-037	37	.500 [12.70]	.530 [13.46]
D6912-051	51	.675 [17.15]	.705 [17.91]
D6912-065	65	.850 [21.59]	.880 [22.35]

DIMENSIONS IN [] ARE IN MILLIMETERS AND ARE FOR REFERENCE ONLY

PART #	"A"	MAX PANEL THICKNESS
D4193-125	.125 [3.18]	.050 [1.27]
D4193-156	.156 [3.97]	.081 [2.06]
D4193-187	.188 [4.76]	.113 [2.86]
D4193-250	.250 [6.35]	.175 [4.45]
D4193-312	.313 [7.94]	.238 [6.03]
D4193-375	.375 [9.53]	.300 [7.62]

DIMENSIONS IN [] ARE IN MILLIMETERS AND ARE FOR REFERENCE ONLY

All of Omnetics' Bi-Lobe[®] connectors are rated for 200+ mating cycles. To support the requirements of applications that carry unique restrictions, such as limits on mating during programming, test, or burn-in, Omnetics' offers a Connector Saver product that can be mated to the corresponding connector to protect sensitive equipment and extend the life of the Bi-Lobe[®] connector. The Connector Saver features the Omnetics' gold-plated Flex Pin contact system and offers continuity of performance in a Bi-Lobe[®] connection. They are spaced on .025" (.64 mm) centerlines and can carry 1 amp per contact.



PART #	CONTACTS	"A"	"B"	"C"	"D"	"E"
A40838-009	09	.375 [9.53]	.270 [6.86]	.160 [4.06]	.163 [4.14]	.182 [4.62]
A40838-015	15	.450 [11.43]	.345 [8.76]	.235 [5.97]	.238 [6.05]	.257 [6.52]
A40838-021	21	.525 [13.34]	.420 [10.67]	.310 [7.87]	.313 [7.95]	.332 [8.43]
A40838-025	25	.575 [14.61]	.470 [11.94]	.360 [9.14]	.363 [9.22]	.382 [9.70]
A40838-031	31	.650 [16.51]	.545 [13.84]	.435 [11.05]	.438 [11.13]	.457 [11.60]
A40838-037	37	.725 [18.42]	.620 [15.75]	.510 [12.95]	.513 [13.03]	.532 [13.51]
A40838-051	51	.900 [22.86]	.795 [20.19]	.685 [17.40]	.688 [17.48]	.707 [17.95]
A40838-065	65	1.075 [27.31]	.970 [24.64]	.860 [21.84]	.863 [21.92]	.882 [22.40]
A40838-085	85	1.325 [33.66]	1.220 [30.99]	1.110 [28.19]	1.113 [28.27]	1.132 [28.75]

DIMENSIONS IN [] ARE IN MILLIMETERS AND ARE FOR REFERENCE ONLY